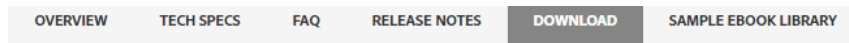


How to Borrow EPUB/PDF eBooks with OverDrive? For Windows and Mac Computers & eReaders.

(B&N NOOK Simple Touch & Glowlight eReaders, B&N NOOK Color & Tablet, etc.)

Step 1 - On your personal computer, go to <http://www.adobe.com/solutions/ebook/digital-editions.html>. Select Download from the Menu bar and then select **Download Digital Editions 4.5.3 Windows** or **Download Digital Editions 4.5.3 Macintosh**. Select **Run** and accept the terms in the License Agreement and click **Next**. Continue until the software has been successfully installed on your computer.



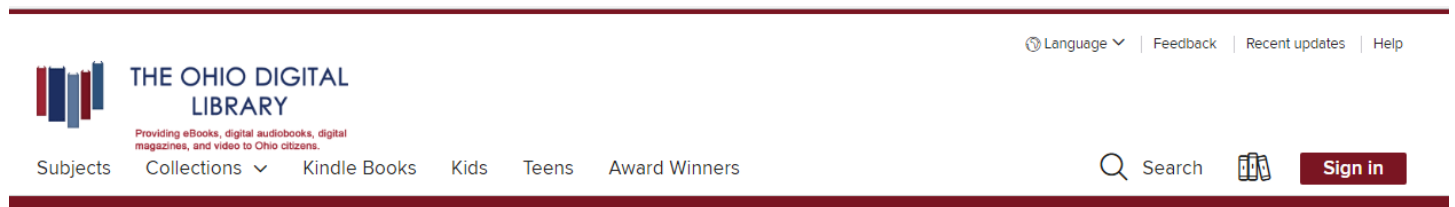
Adobe Digital Editions 4.5.3 Installers

Locate your preferred platform and click on it to download the installer. Then run the installer on your machine to install Adobe Digital Editions.

[Download Digital Edition 4.5.3 Macintosh \(22MB\)](#)

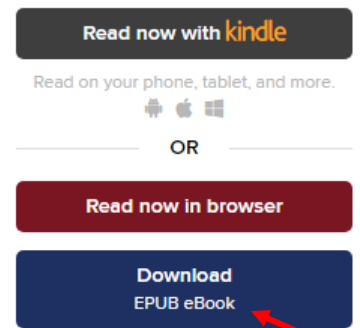
[Download Digital Edition 4.5.3 Windows \(8.24MB\)](#)

Step 2 - Open **Adobe Digital Editions**. Under Help, select **Authorize Computer**. In the Computer Authorization window, select OverDrive from the eBook Vendor drop-down menu. Enter the e-mail address and password for your OverDrive account and then select Authorize. (If you don't have an OverDrive account, go to www.overdrive.com/account/signup to sign up for an OverDrive account.)



Step 3 - Go to the Ohio Digital Library website at <https://ohdbks.overdrive.com>, select **Sign in** at the top right corner. Sign in by first selecting Clark County Public Library from the menu and then enter your library card number (2740000*****) and password. Next, select the magnifying glass. In the search box, type an author's name, title, keyword, subject, or other search terms to search for a book. Limit search results to **EPUB eBook** or **PDF eBook**.

Step 4 - Select a title you wish to borrow. Select the **Borrow** button to check out the book. If an item is unavailable to download, select **Place a Hold** button. You will then receive an e-mail when the title becomes available to download. Go to your Loans page under **My Account**. Select the **Download EPUB eBook** or **PDF eBook** format button.



Step 5 - A pop-up box will appear at the bottom of the screen, select Open. Adobe Digital Editions will open automatically. Select the book cover to start reading on your computer.

Any Questions? Please call the Reference Desk at (937) 328-6903 or e-mail us at ebooks@ccpl.lib.oh.us.

Step 6 – To transfer the eBook to your eReader, plug your eReader to the computer via the USB cord. Once connected, your device will appear in the Adobe Digital Editions' Library View, under Devices. Select the eBook from your bookshelf and drag the eBook to your eBook eReader. Release when the red circle becomes a green plus. The book will start transferring to your eReader. Once finished, unplug your device from your computer and begin reading the eBook on your eReader device.

Frequently Asked Questions

How to return EPUB/PDF eBooks early? For PCs.

The title will automatically return itself on its due date. If you wish to return any EPUB/PDF eBooks early, open Adobe Digital Editions on your computer. Right-click on the eBook cover and select Return Borrowed Item. *Note: Open EPUB eBooks or Open PDF eBooks cannot be returned early due to licensing agreement.*

How long do I get to keep the library's eBook once I have checked them out?

Your default lending option is set for either 7, 14, or 21 days. Go to Settings, under My Account, to view your default lending selection for each format.

How to suspend a Hold?

Suspending a hold allows you to choose a window of time to temporarily hold a title in the waiting list. On your Holds page, under My Account, select the Suspend Hold button next to the title you'd like to suspend. Select desired length. You can choose to suspend the title for 7, 14, 21, 28, 60, 90 or 180 days. If you advance to the first place in the waiting list while your hold is suspended, you won't lose your place but remain in first position until your suspension ends.

I tried to sign in to the Ohio Digital Library website, but I received a sign in error stating "Patron has blocks." What should I do?

Your library card may be blocked due to an *address check*. You'll need to contact the library to update your library card information. Once updated, your card will be valid for one full year, and you will be able to sign in to the Ohio Digital Library website. Other possible blocks are library fines exceeds the \$5.00 limit, items overdue, invalid address/e-mail/phone number, or blocking notes on your account.

Need Assistance?

Schedule a free 60 minute one-on-one, Mobile Devices training session with a library staff member. Learn how to download free digital content (eBooks, audiobooks, videos or magazines) from the library. To schedule an appointment, please fill out the One-on-One Mobile Devices Training Session form and turn it in at the Reference desk or at any Clark County Public Library location. Training sessions are for adults and by appointment only.



Any Questions? Please call the Reference Desk at (937) 328-6903 or e-mail us at ebooks@ccpl.lib.oh.us.