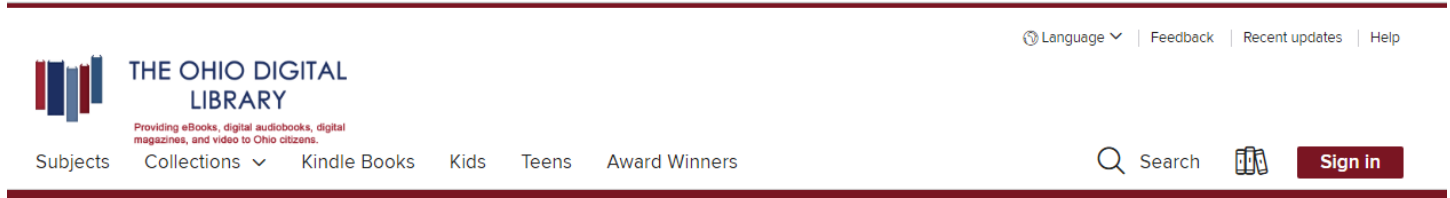


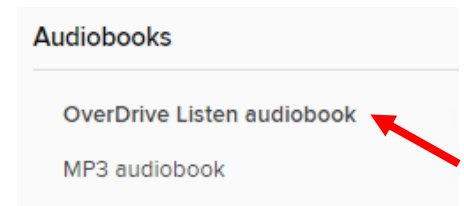
How to Borrow MP3 Audiobooks with OverDrive? For PCs and Macs.

Step 1 - On your personal computer, go to <http://app.overdrive.com/>. At the bottom, select **Available for Windows Desktop** or **Available for Mac** to download to your computer. Select **Open** and accept the terms in the License Agreement and click **Continue**. Continue until the software has been successfully installed on your computer.



Step 2 - Go back to the Ohio Digital Library website at <https://ohdbks.overdrive.com>, select **Sign in** at the top right corner. Sign in by first selecting Clark County Public Library from the menu and then enter your library card number (2740000*****) and password.

Step 3 - In the search box, type an artist's name, title, keyword, subject, or other search terms to search for videos or music. Select the magnifying glass for search results. Limit search results to **OverDrive MP3 Audiobook**.



Step 4 - Select a title you wish to borrow. Select the **Borrow** button to check out the book. If an item is unavailable to download, select **Place a Hold** button. You will then receive an e-mail when the title becomes available to download.

Step 5 – Next, go to your Loans page under **My Account**. Select the **Download MP3 Audiobook** button to download book to OverDrive. Follow the system prompts on your computer to open the file. The file will begin downloading to OverDrive on your computer. Download time will vary.

Step 6 - Once fully download, select **Play**.

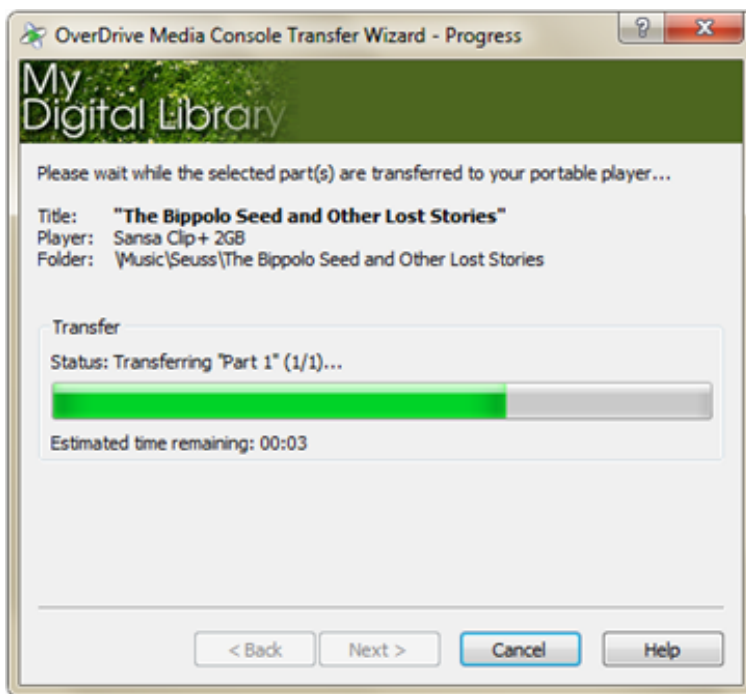
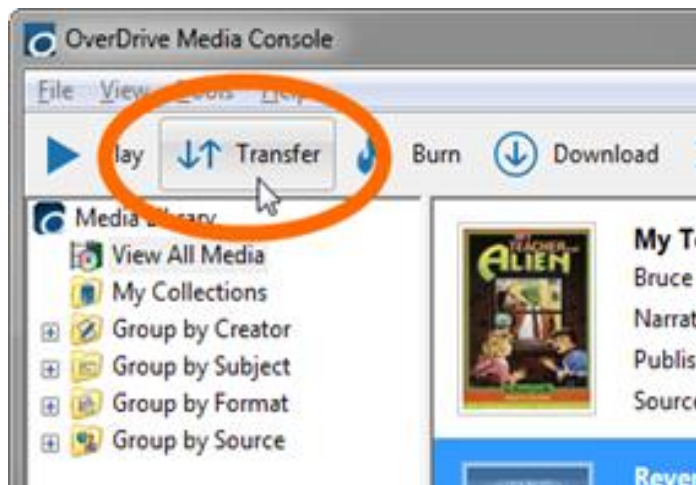
How to return OverDrive MP3 Audiobooks early? For PCs.

The title will automatically return itself on its due date. Audiobooks can be checked out for 7, 14 or 21 days. Once the title has expired, select **Delete** from the toolbar to delete the title from your Media Library on your computer. Select **Return/Delete** to both return the MP3 audiobook to the library and delete it from your computer.

How to Transfer MP3 Audiobook with OverDrive to a MP3 Player?

Transferring titles

1. Plug your device into your computer.
2. Open OverDrive on your computer, select a title and click the **Transfer** button.
3. When the Transfer Wizard opens, click **Next** so OverDrive can detect your device.
4. When your device is detected, the "Confirm" screen is displayed. Click **Next**. The title will be transferred to your MP3 player.
5. Click Finish and detach your device from your computer.



Need Assistance?

Schedule a free 60 minute one-on-one training session with a library staff member. Learn how to download free digital content (eBooks, audiobooks, videos or magazines) from the library. To schedule an appointment, please fill out the One-on-One Mobile Devices Training Session form and turn it in at the Reference desk or at any Clark County Public Library location. Training sessions are for adults and by appointment only.

