


# How to Borrow Streaming Video with OverDrive? For PCs and Macs.

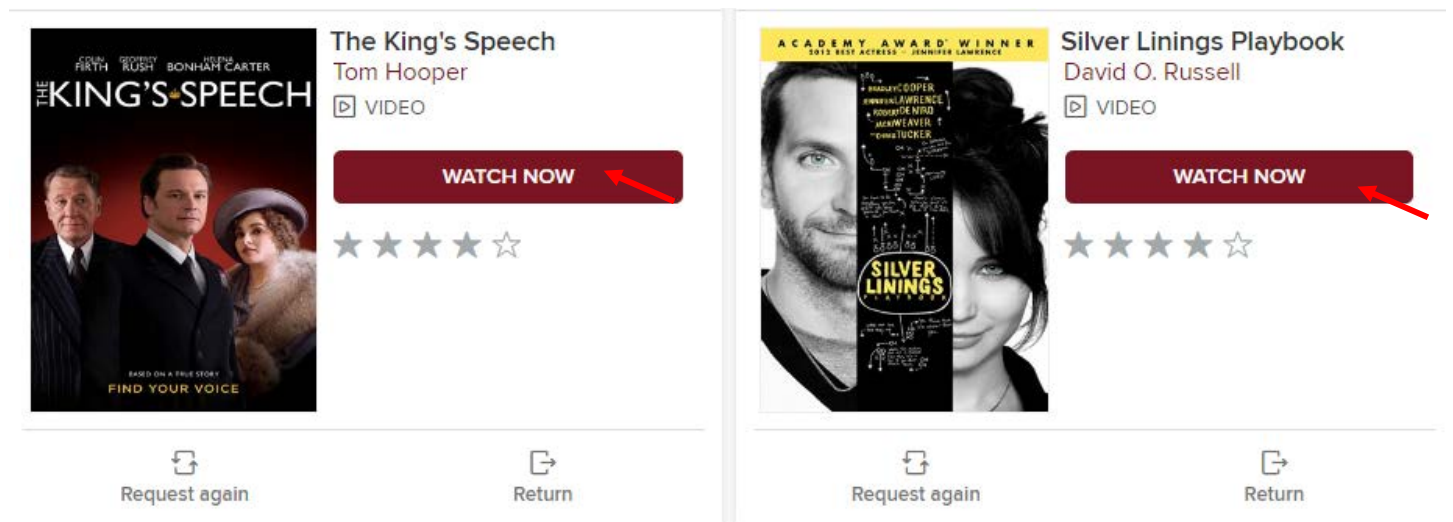
**Step 1** - On your computer, tablet or smartphone, go to the Ohio Digital Library website at <https://ohdbks.overdrive.com>. Select **Sign in** at the top right corner. Sign in by first selecting **Clark County Public Library** from the menu and then enter your library card number (2740000\*\*\*\*\*) and password.



**Step 2** - Search by video title or keyword in the search bar. Select the magnifying glass to search. Limit search results to **Video**. For a full list of videos, select **Advanced Search**. Select **Streaming Video** from the All Formats box. Select **Search** at the bottom.

**Step 3** - Select the **Borrow** button to check out the video. If an item is unavailable to download, select the **Place a Hold** button. You will then receive an e-mail when the title becomes available to download. You'll have 3 days to borrow the title.


**Step 4** - After you select **Borrow**, go to your Loans page under **My Account**. Select **Watch Now**. A new browser tab will open and the video will begin playing. Bookmark the link for easy access. If you forget to bookmark the video, you can always return to your **Loans** page on The Ohio Digital Library website to access the video again. Your video will sync so you won't lose your place.



*Note: You'll need an internet connection when watching a streaming video.*

Any Questions? Please call the Reference Desk at (937) 328-6903 or e-mail us at [ebooks@ccpl.lib.oh.us](mailto:ebooks@ccpl.lib.oh.us).

Hover your mouse over the video screen. An option bar will appear under the video. Select desired changes.



---

## Frequently Asked Questions

### **How to return Streaming Videos with OverDrive? For PCs.**

Streaming Videos cannot be returned early. The title will automatically return itself on its due date. Videos can be checked out for 3, 5, or 7 days. Selected videos will expire after 48 hours after video first streams.

### **How long do I get to keep the library's eBook once I have checked them out?**

Your default lending option is set for either 7, 14, or 21 days. Go to Settings, under Account, to view your default lending selection for each format.

### **I tried to sign in to the Ohio Digital Library website, but I received a sign in error stating "Patron has blocks." What should I do?**

Your library card may be blocked due to an *address check*. You'll need to contact the library to update your library card information. Once updated, your card will be valid for one full year, and you will be able to sign in to the Ohio Digital Library website. Other possible blocks are library fines exceeds the \$5.00 limit, items overdue, invalid address/e-mail/phone number, or blocking notes on your account.

### **I replaced my library card and now I don't see my checkouts/holds on my eBook account? What should I do?**

To transfer your existing checkouts and holds to your new card, please send a message to [ebooks@ccpl.lib.oh.us](mailto:ebooks@ccpl.lib.oh.us) and include the following information in the e-mail: your new library card number, your previous library card number, and your email address.

---

### **Need Assistance?**

Schedule a free 60 minute one-on-one training session with a library staff member. Learn how to download free digital content (eBooks, audiobooks, videos or magazines) from the library. To schedule an appointment, please fill out the One-on-One Mobile Devices Training Session form and turn it in at the Reference desk or at any Clark County Public Library location. Training sessions are for adults and by appointment only.

