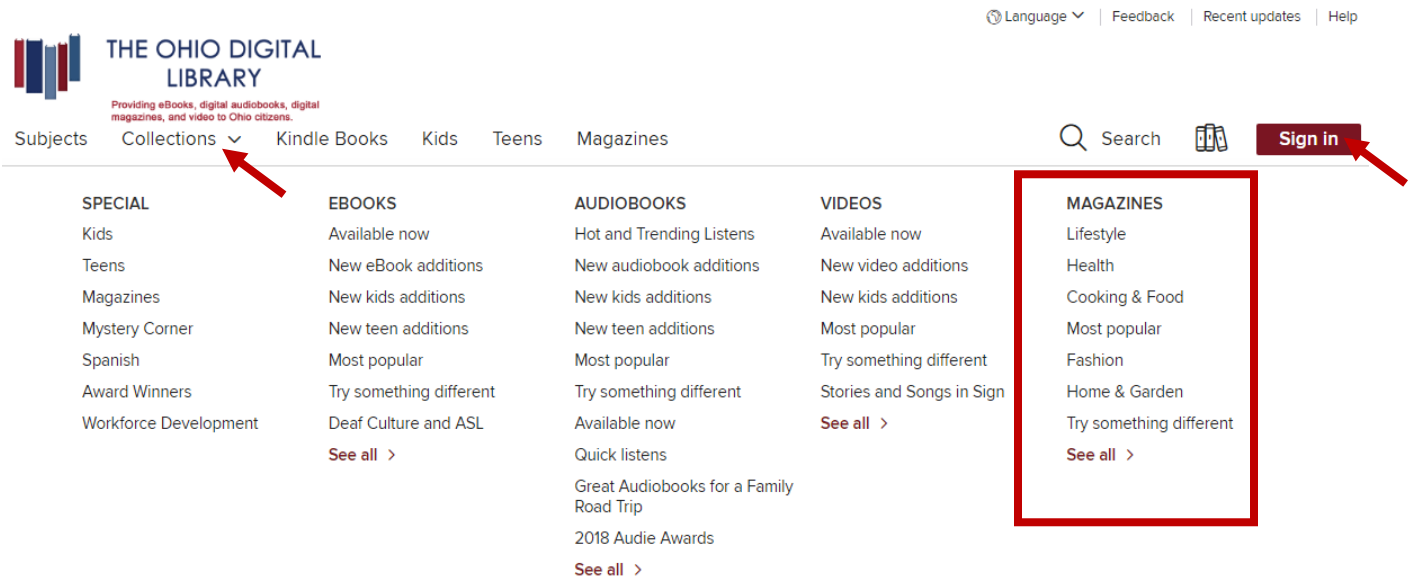


How to Borrow Digital Magazines? For PCs, Tablets & Smartphones.

Step 1 – On your computer, tablet or smartphone, go to the **Ohio Digital Library** website at <https://ohdbks.overdrive.com>. Select **Sign in** at the top right corner. Sign in by first selecting **Clark County Public Library** from the menu and then enter your library card number (2740000*****) and password.

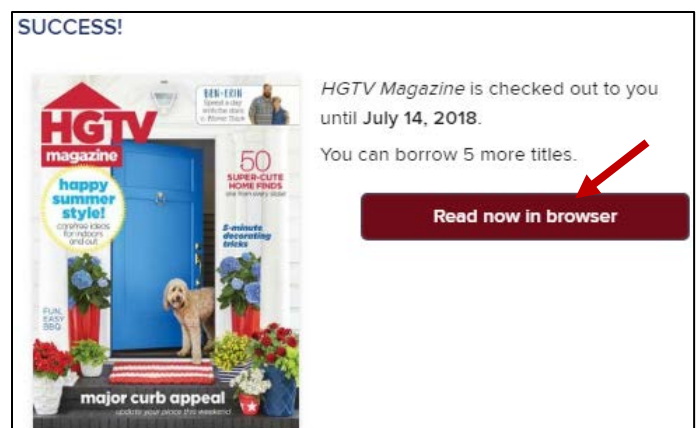


Step 2 – Select the keyword search box, located next to the magnifying glass, and type the Magazine title. Or select Collections located next to Subjects and select a genre listed under **Magazines**.

Step 3 – Once you've found a magazines you wish to read, select the cover image and select the **Borrow** button to check out the magazine. Next, choose a lending period of 7, 14 or 21 days. Then select **Borrow** again.



Step 4 – After you borrow the title, select **Read now in browser**. The magazine will open in a new tab in your web browser ready to read. Bookmark the page for easy access. If you forget to bookmark the page, you can always return to your **Loans** page on The Ohio Digital Library website to access the magazine again.




Frequently Asked Questions

Which devices are compatible with OverDrive magazines? Any computer, tablet or smartphone with a modern web browser, along with an active internet connection, are compatible to stream OverDrive magazines.

Does OverDrive magazines checkouts counts towards my 10 title checkout limit? No. OverDrive magazines checkouts does not count toward your checkout limits of 10 titles. OverDrive magazines will still appear on your Loans page located under Account on The Ohio Digital Library along with your other borrowed items.

Can I download OverDrive magazines to my device? OverDrive magazines can be downloaded to tablets or smartphones with the Libby app. The Libby app is available for download on Android (4.4 and up), iOS, and Windows 10 devices. To download OverDrive magazines to the Libby app, open the Libby app and select Shelf from the footer navigation. Next, select the cloud icon next to the magazine cover image and select Download.



How to return OverDrive magazines early? The magazine title will automatically return itself on its due date. If you wish to return the magazine early, go to your Loans page on The Ohio Digital Library website, under My Account. Next, select the Return button under the magazine cover image. Select Return Title.

I tried to sign in to the Ohio Digital Library website, but I received a sign in error stating, “Patron has blocks.” What should I do? Your library card may be blocked due to an address check. You’ll need to contact the library to update your library card information. Once updated, your card will be valid for one full year and you will be able to sign in to The Ohio Digital Library website. Other possible blocks are library fines exceeds the \$5.00 limit, items overdue, invalid address/e-mail/phone number, or blocking notes on your account.

Need Assistance?

Schedule a free 60 minute one-one-one training session with a library staff member. Training sessions are for adults and by appointment only. To schedule an appointment, please fill out the One-on-One Mobile Devices Training Session form and turn it in at the Reference desk or at any Clark County Public Library location.

