

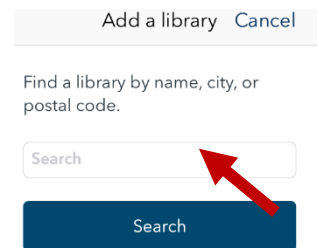
How to Borrow EPUB eBooks/MP3 audiobooks/Streaming Videos? For Tablets & Smartphones.

Step 1 – Go to your app store on your device. Enter **OverDrive** in the search box. Select and download the free OverDrive App. Wait for app to download, select **Open** when finished. *For Apple devices, you'll need to enter your Apple ID and password.*

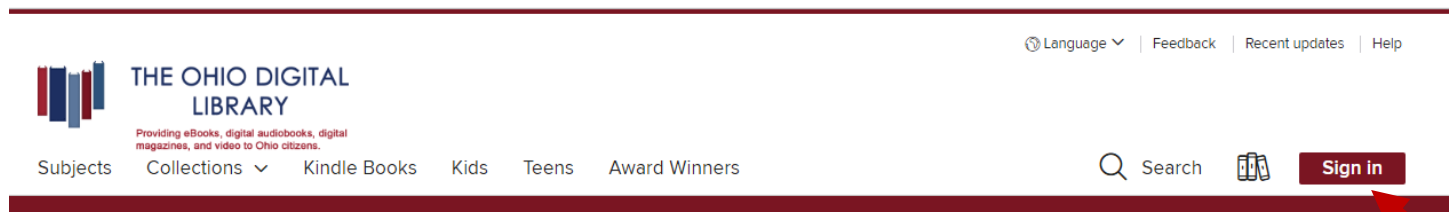


Step 2 – Optional: Sign up for an OverDrive Account. An OverDrive account allows you to keep bookmarks and reading or listening position in sync across multiple devices, as well as allowing you to save libraries and searches. Select **Sign up**. Enter your name and e-mail address twice and then create a password for your account. Select **Sign up**. If you are not interested in an OverDrive Account, select **Continue**.

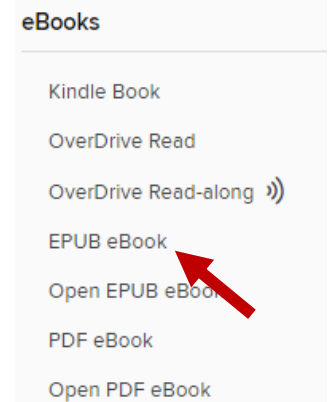
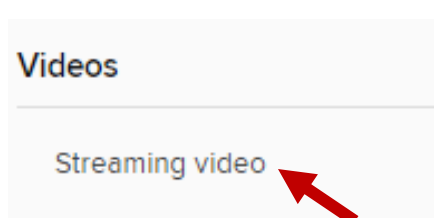
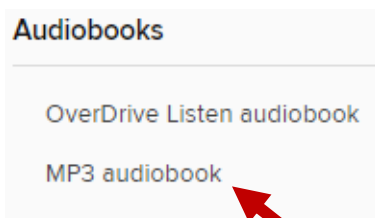
Step 3 – Within the OverDrive App, tap the icon in the top-left corner to open the Home menu, and then tap **Add a Library**. Enter your zip code in the search box. Select any of the Clark County Public Library location from the list. Select **The Ohio Digital Library**, the app will redirect to The Ohio Digital Library's website to begin browsing the digital collection.



Step 4 – On the Ohio Digital Library website, select **Sign in** at the top right corner. Sign in by first selecting Clark County Public Library from the menu and then enter your library card number (2740000*****) and password.

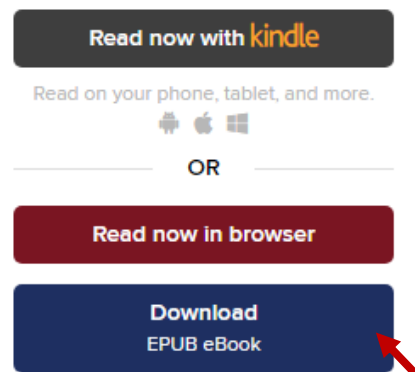


Step 5 – In the search box, type an author's name, title, keyword, subject, or other search terms to search for an eBook, audiobook or video. Select the magnifying glass to search. Limit search results to **EPUB eBook** or **OverDrive MP3 Audiobook** or **Streaming Video**.



Step 6 – Select a title’s cover you wish to borrow. Select the **Borrow** button to check out the book. If an item is unavailable to download, select the **Place a Hold** button. You will then receive an e-mail when the title becomes available to download. Next, choose a lending period of 7, 14 or 21 days Then select **Borrow** again.

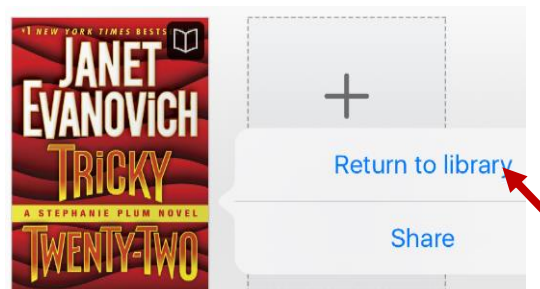
Step 8 – After you borrow the title, select the **Download EPUB eBook** for eBooks. For audiobook, select the **Download MP3 Audiobook**. For Streaming Video, select the **Watch Now**. Download time will vary. *Note: Because streaming videos are streamed and not downloaded, you’ll still need an internet connection to watch them once they’re added to your app bookshelf.*



Step 9 - Tap the icon in the top-left corner to open the Home menu and select **Bookshelf**. When the download is complete, tap the book cover to start reading or listening.

Frequently Asked Questions

How to return an EPUB eBook/MP3 audiobook/ Streaming Video early? Within the OverDrive App, tap the icon in the top-left corner to open the Home menu. Select **Bookshelf**. Hold down on the book cover until the return menu appears. Select **Return to Library** from the menu to return the item early. Select **Return**. The title will remove itself from your Bookshelf.



I tried to sign in to the Ohio Digital Library website, but I received a sign in error stating “Patron has blocks.” What should I do? Your library card may be blocked due to an address check. You’ll need to contact the library to update your library card information. Once updated, your card will be valid for one full year and you will be able to sign in to The Ohio Digital Library website. Other possible blocks are library fines exceeds the \$5.00 limit, items overdue, invalid address/e-mail/phone number, or blocking notes on your account.

Need Assistance?

Schedule a free 60 minute one-on-one training session with a library staff member. Learn how to download free digital content (eBooks, audiobooks, videos or magazines) from the library. To schedule an appointment, please fill out the One-on-One Mobile Devices Training Session form and turn it in at the Reference desk or at any Clark County Public Library location. Training sessions are for adults and by appointment only.

